

How to

# REDEEM

your voucher

by **Registering** your Shoprite/Checkers Money Market account

**SHOPRITE** Checkers **U\$ave**

**MoneyMarket** <sup>m</sup>  
**account**

using  
**WHATSAPP** 



Ensure that you have a positive airtime balance to register your account and redeem your voucher.

### Step 1:

You will receive communication from us, confirming that a voucher has been allocated to you.

### Step 2:

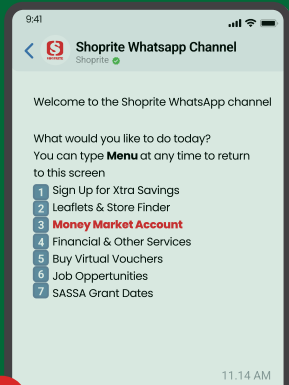
Next, you will receive a SMS from Shoprite stating that you have a voucher to redeem.

### Step 3:

Register your Shoprite/Checkers Money Market account to redeem your voucher.

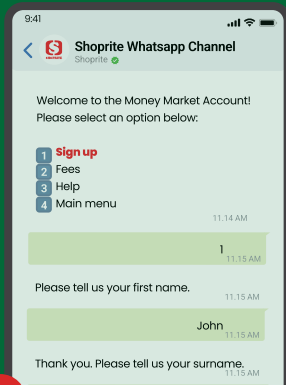
Save Shoprite/Checkers **087 240 5709** as a contact. Send **“Hi”** in a WhatsApp chat and **follow the steps\***.

\*The following screens may change and are used for illustration purposes only.



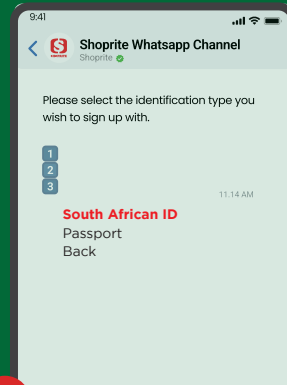
01

Select: Money Market account



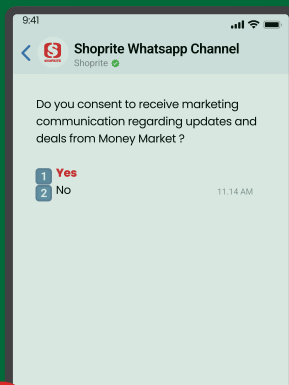
02

Select: Sign up and fill in your Name & Surname



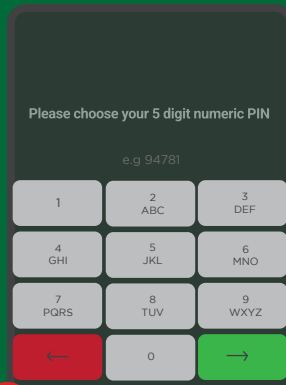
03

Select: South African ID



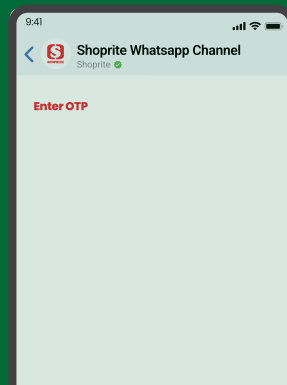
04

Choose whether you want to receive marketing and deals from Shoprite/Checkers



05

Please choose your 5 digit numeric PIN  
(You will need to remember this to login each time)




06

Enter the OneTime PIN you receive via SMS

You can also sign up using USSD, by downloading the ShopriteSA app or in any Shoprite/Checkers or Usave store.



 You are now ready to use the voucher and go shopping! At the till, tell the cashier that you are paying with a Money Market voucher. If your shopping is less than the voucher, the change will remain in your account to use next time. If the shopping is more than the voucher, you will need to pay the difference.

